

Welcome to Vouchers for Uber rides

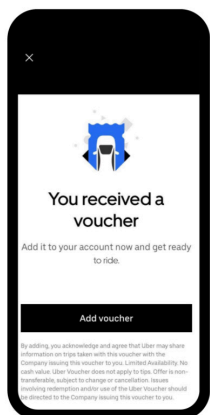
Vouchers brings you the best of Uber for all your transportation needs. Once you receive a voucher by SMS or email, just tap the link and follow the steps in this guide to accept and redeem them.



Once you've claimed a voucher, make sure to add a form of payment and use your personal profile in the Uber app when using a voucher. Vouchers can cover tips for the driver partners in the US. Vouchers in other countries will have the tip charged to their personal payment method.

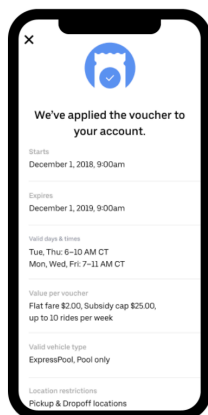
Using Vouchers

Tap on the voucher link sent to you to claim the voucher. It will be saved to your Uber account for use when it's eligible.



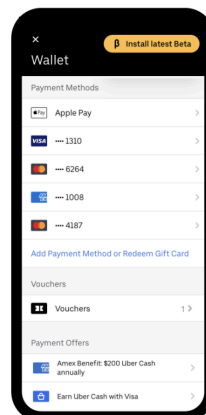
1.

Click on the link sent from your organization



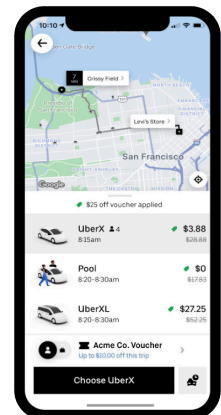
2.

Add voucher to your account



3.

The voucher will appear in your wallet



4.

Voucher will be applied when requesting a trip

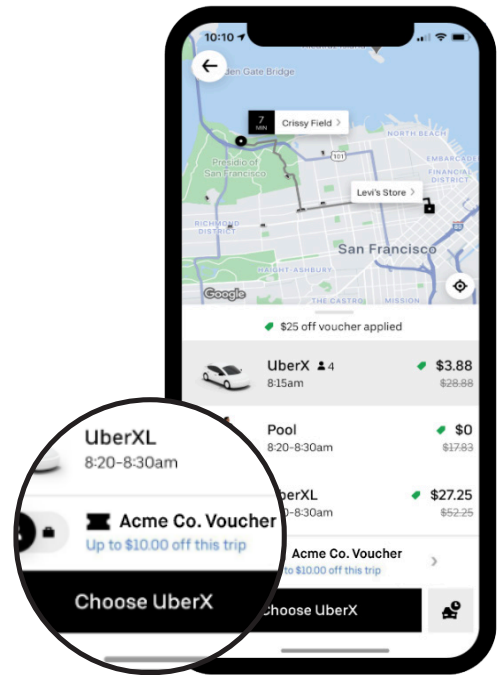
Don't have the updated Uber app?

Make sure to download the latest version of the Uber app and sign in with your credentials. Check your email or text messages (SMS) for a voucher link (it will begin with <https://r.uber.com/>) from your organization. If you're asked to sign in to Uber, please use your personal Uber credentials.

Where is my Voucher?

Once you've entered your destination during an eligible time frame the voucher will automatically appear on the ride request screen, directly above the "Choose..." button.

You also can view voucher details in your Uber app by selecting the Menu bar, tapping Wallet, scrolling down and tapping Vouchers.



Voucher appears when eligible

Frequently asked questions

Once you've claimed a voucher, make sure to add a form of payment and use your personal profile in the Uber app when using a voucher.

After I've claimed my voucher, how can I view it in the app?

You can see it in the Uber wallet and on the trip confirmation screen.

I can't see the voucher in the Uber wallet. Did I successfully claim it?

If you've successfully claimed the voucher, it should show up in the Uber wallet and in the fare breakdown. If you don't see it three, then restart the app. If you continue to experience issues, please contact our support team.

I've claimed my voucher but it's still not showing up at checkout. How can I use it?

After claiming the voucher, restart the Uber app to redeem it. We also recommend that you have the latest app installed.

Will my voucher still apply if I change my trip destination after requesting the trip?

If the trip still meets the voucher parameters, the voucher will apply. If not, the voucher will be removed.